

Instructions

How to vote by mail ballot

- You will need:**
- Ballot*
 - Tan ballot envelope*
 - White signature envelope*
 - Large white return envelope*
 - Pen with black ink
- Witness
Anyone registered to vote in Minnesota, including your spouse or relative, or a notary public, or a person with the authority to administer oaths

*If any of these items are missing, please contact your local election official.

1 Vote!

- Choose the ballot of the party you are in general agreement with the principles of.
- Show your witness that party's blank ballot, then mark your votes in private.
- Follow the instructions on the ballot.
- Do not write your name or ID number anywhere on your ballot.
- Do not vote for more than one candidate. If you do, your vote will not count.
- Do not vote the ballot of more than one party. Only return one ballot.
- Destroy and discard the extra blank ballot. You can destroy the ballot by shredding or tearing the extra ballot in half. Do not return the extra ballot.

See the other side if you make a mistake on your ballot.

2 Seal only one voted ballot in the tan ballot envelope

- Do not write on this envelope.

3 Put the tan ballot envelope into the white signature envelope

4 Fill out the white signature envelope completely

- If there is no label, print your name and Minnesota address.
- In the oath, print the name of the political party ballot that you chose. If you do not print a party name, your vote will not count. If you return a different ballot than you indicate in the oath, your vote will not count.
- Read and sign the oath.
- Ask your witness to print their name and Minnesota street address, including city (not a PO Box), and sign their name.
*If your witness is an official or notary, they must print their title instead of an address.
Notaries must also affix their stamp.*
- Seal the envelope.

5 Put the signature envelope into the large white return envelope to protect your information from view

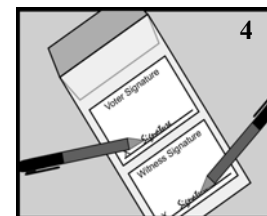
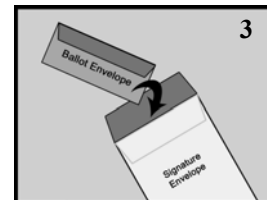
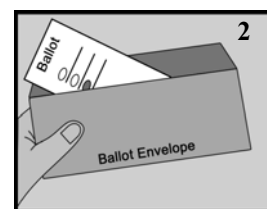

6 Return your ballot by Election Day to the address on the return envelope

You have three options:

- Send it so it arrives by Election Day, using United States mail or a package delivery service,
- Deliver it in person by 8:00 p.m. on Election Day, or
- Ask someone to deliver it by 8:00 p.m. on Election Day.

This person cannot deliver more than 3 ballots.


If you have questions, please call: (...) ...-.... .



See other side for special instructions if you have a disability

Correcting a mistake

- If time allows, ask for a new ballot from your election office. Contact your election office at [e-mail] or [phone number], or
- Completely cross out the name of the candidate you accidentally marked and then mark your ballot for the candidate you prefer (do not initial your corrections).



If you have a disability:

If you have a disability or cannot mark your ballot, your witness may assist you by marking your ballot at your direction, assembling the materials, and filling out the forms for you.

When signing the envelope, Minnesota law says you may:

- Sign the return envelope yourself, or
- Make your mark, or
- Ask your witness to sign for you in your presence. (Have the witness sign their own name as well.)
- If you have adopted the use of a signature stamp for all purposes of signature, you may use your signature stamp or ask your witness to use your signature stamp in your presence.

Minnesota Statutes, section 645.44, subdivision 14

Please note: Voting is not covered by power of attorney. A person with power of attorney may only sign for you in your presence, as outlined above.

Confidentiality Notice: For the Presidential Nomination Primary, your political party preference is required in order for your ballot to be counted. Your political party preference is private except it is available to the chair of the major political party that you select. Election officials will also see it in the process of administering the Presidential Nomination Primary. Failure to provide your political party preference means your ballot cannot be counted.