

# EXHIBIT L

ET 00105

For Presidential Nomination Primary Use Only.

# Minnesota Absentee Ballot Application

Apply Online at <http://www.mnvotes.org> -OR- Complete lines 1 through 7. Please print clearly.

Return this application as soon as possible. Ballots must be returned by election day to be counted.

**Important:**

- A presidential nomination primary ballot cannot be sent to you unless you indicate on this application which major political party ballot you wish to receive. You may receive the ballot of only **one** major political party.
- Active duty military and overseas voters should not use this application. See the other side for more information.

1. mark the major political party ballot which you wish to receive for the 3/3/2020 Presidential Nomination Primary:  
 Republican Party ballot       Democratic-Farmer-Labor Party ballot

2. last name or surname      first name      middle name      suffix

3. date of birth      county where you live      phone number

email address

4. mark all boxes that apply:  
 I have a MN-issued driver's license or MN ID card number. The number is: \_\_\_\_\_  
 I have a social security number. The last four digits are: XXX-XX-\_\_\_\_\_  
 I do not have a MN-issued driver's license, MN-issued ID card or a social security number  
Your identification number will be compared to the one on your absentee ballot envelope.

5. address where you live (residence)      apt.      city      MN      zip code

6. address where your absentee ballot should be sent      apt.      city      state      zip code

7. I certify that I:  
• am completing this application on my own behalf;  
• **am in general agreement with the principles of the party for whose candidate I intend to vote, and I understand that my choice of a party's ballot will be public information.**  
• will be at least 18 years old on election day;  
• am a citizen of the United States;  
• will have resided in Minnesota for 20 days immediately preceding election day;  
• maintain residence address at the address given on this application form;  
• am not under court-ordered guardianship in which the court order revokes my right to vote;  
• have not been found by a court to be legally incompetent to vote;  
• have the right to vote because, if I have been convicted of a felony, my felony sentence has expired (been completed) or I have been discharged from my sentence; and  
• have read and understand this statement: The above information is accurate, and I sign this application form under penalty of perjury, a felony punishable by not more than 5 years imprisonment, a fine of not more than \$10,000, or both.

sign here: X      date \_\_\_\_/\_\_\_\_/\_\_\_\_

See other side for special instructions for voters with disabilities or power of attorney.

official use only

Pres Pri → <input type="checkbox"/> reg <input type="checkbox"/> non-reg	received	ballot issued date	initials	type M C HCF	reason replaced <input type="checkbox"/> rejected <input type="checkbox"/> spoiled <input type="checkbox"/> lost <input type="checkbox"/> never received	repl. date:	precinct
--	----------	--------------------	----------	-----------------	--	-------------	----------

000197

**Return this application as soon as possible to:**

**Where to return your application**

You should return this to your local election office. If not provided above, contact information for your local election official can be found under “Find County Election Office” at <http://www.mnvotes.org>.

**Options for returning absentee ballot applications**

For federal, state or county elections, submit an absentee ballot application online at <http://www.mnvotes.org>. -OR- Paper absentee ballot applications may be returned by mail, fax or as a scanned attachment to an email.

**When your ballot will be sent**

Your absentee ballot materials will be sent to you at least 46 days before the election, (excluding town elections held in March where materials will be sent 30 days before the election). If you applied after this date, your ballot will be sent when the application is received. Contact your local election official if you have not received your ballot. To check the status of your absentee ballot, visit <http://www.mnvotes.org>.

**Privacy Notice**

Your exact date of birth, email address, and any ID number you give (Minnesota driver’s license, state ID or last four digits of social security number) are private. Only election officials may access it.

Election officials ask for your exact date of birth so they can match your application to your voter record. If you refuse to give your date of birth, you won’t get an absentee ballot.

Election officials ask for your email so they can contact you about your application. Also, the Office of the Secretary of State may email you (or contact you another way) about voting and elections, or ask for public input. If you refuse to give an email address, you cannot apply for an absentee ballot online and you will need to apply with a paper application.

Election officials ask for an ID number to check that the person who is casting the ballot is the same person who applied for it. If you have an ID number but refuse to give it, your absentee ballot might get rejected, and you won’t be able to check your absentee ballot status online.

The rest of the data on your application is public when used for elections, political activities or law enforcement purposes. If you need to keep your contact data private because of personal safety concerns, call 1-877-600-8683 to learn what you can do.

**Who may apply for a ballot**

Each person must apply for themselves. It is a felony to make a false statement in an application for an absentee ballot, to attempt to cast an illegal ballot, or to help anyone to cast an illegal ballot.

**If you think you may not be registered to vote**

If you are not registered at the legal residence address provided, you will be sent a voter registration application with your ballot materials.

**Information for active-duty military and overseas voters**

If you are applying for an absentee ballot because you or your family are active-duty military or because you will be overseas and/or outside of the territorial limits of the United States, **do not use this application**. You are entitled to special protections if you apply using the Federal Postcard Application. For more information and to apply online, go to <http://www.mnvotes.org>.

**Options available to you if you have a disability**

You may:

- sign the application yourself,
- make your mark, or
- ask another person to sign for you in your presence (have the person sign their own name as well.)
- If you have adopted the use of a signature stamp for all purposes of signature, you may use your signature stamp or ask another person to use your signature stamp in your presence. (See *Minnesota Statutes*, section 645.44, subdivision 14. )

**Information regarding Power of Attorney**

Voting is not covered by power of attorney. A power of attorney pertains only to affairs affecting property. A person with power of attorney may only sign for you in your presence, as outlined above. (See *Minnesota Statutes*, section 523.24, subdivision 14.)


# Instructions

## How to vote by absentee ballot for registered voters

- You will need:**
- Ballot\*
  - Tan ballot envelope\*
  - White signature envelope\*
  - Larger white return envelope\*
- \*If any of these items are missing, please contact your local election official.
- Pen with black ink
  - Your ID number  
Minnesota driver's license number, Minnesota ID card number, or the last four digits of your Social Security number.  
*See below if you do not have any of these numbers.*
  - Witness  
Anyone registered to vote in Minnesota, including your spouse or relative, or a notary public, or a person with the authority to administer oaths


### 1 Vote!

- The party ballot received is based on the party you selected on the application form. You may receive the ballot of only one major political party. If you received the incorrect ballot, contact your election office at (email) or (phone number).
- Show your witness your blank ballot, then mark your votes in private.
- Follow the instructions on the ballot.
- Do not write your name or ID number anywhere on the ballot.
- Do not vote for more candidates than allowed. *If you do, your votes for that office will not count.*  
**See the other side if you make a mistake on your ballot.**




### 2 Seal your ballot in the tan ballot envelope

- Do not write on this envelope.




### 3 Put the tan ballot envelope into the white signature envelope



### 4 Fill out the white signature envelope completely

- If there is no label, print your name and Minnesota address.
- Print your Minnesota driver's license number, Minnesota ID card number, or the last four digits of your Social Security number.  
**Be sure to use one of same numbers that you provided on your absentee ballot application.**  
*If you do not have any of these numbers, check the box.*
- Read and sign the oath.
- Ask your witness to print their name and Minnesota street address, including city (not a P.O. Box), and sign their name.  
*If your witness is an official or notary, they must print their title instead of an address.*  
*Notaries must also affix their stamp.*
- Seal the envelope.



### 5 Put the signature envelope into the larger white return envelope to protect your private information from view

- Seal the envelope.



### 6 Return your ballot by Election Day to the address on the return envelope **Ballots may not be delivered to your polling place.**

You have three options:

- Send it so it arrives by Election Day, using U.S. mail or a package delivery service,
- Deliver it in person before election day or by 3:00 p.m. on Election Day, or
- Ask someone to deliver it by 3:00 p.m. on Election Day.

*This person cannot deliver more than 3 ballots.*


**See the other side for special instructions if you have a disability.**

**To check the status of your absentee ballot, visit [www.mnvotes.org](http://www.mnvotes.org).**



## Correcting a mistake

- If time allows, ask for a new ballot from your election office. Contact your election office at [e-mail] or [phone number], or
- Completely cross out the name of the candidate you accidentally marked and then mark your ballot for the candidate you prefer (do not initial your corrections).



---

## If you have a disability:

If you have a disability or cannot mark your ballot, your witness may assist you by marking your ballot at your direction, assembling the materials, and filling out the forms for you.

When signing the envelope, Minnesota law says you may:

- Sign the return envelope yourself, or
- Make your mark, or
- Ask your witness to sign for you in your presence. (Have the witness sign their own name as well.)
- If you have adopted the use of a signature stamp for all purposes of signature, you may use your signature stamp or ask your witness to use your signature stamp in your presence.

Minnesota Statutes, section 645.44, subdivision 14

Please note: Voting is not covered by power of attorney. A person with power of attorney may only sign for you in your presence, as outlined above.

---

**Confidentiality Notice:** If your ballot envelope is accepted, your name and address is available to the public upon that acceptance, when used for elections, political and law enforcement purposes. Otherwise, the data you supply on your signature envelope is restricted to election officials until 8:00 p.m. on Election Day. After that time, your envelope and the data on it, other than your identification number, are public information. Your ID number is required to ensure that the ballot is returned by the same voter who applied for it. You may refuse to provide it, but doing so may lead your absentee ballot to be rejected and will prevent you from checking on the status of your absentee ballot online.



# Instructions

## How to vote by mail ballot



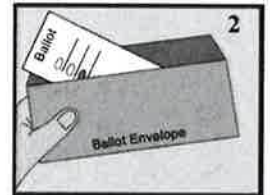

- You will need:**
- Ballot\*
  - Tan ballot envelope\*
  - White signature envelope\*
  - Pen with black ink
  - Witness  
Anyone registered to vote in Minnesota, including your spouse or relative, or a notary public, or a person with the authority to administer oaths

\*If any of these items are missing, please contact your local election official.

### 1 Vote!

- Choose the ballot of the party you are in general agreement with the principles of.
- Show your witness that party's blank ballot, then mark your votes in private.
- Follow the instructions on the ballot.
- Do not write your name or ID number anywhere on your ballot.
- Do not vote for more than one candidate. If you do, your vote will not count.
- Do not vote the ballot of more than one party. Only return one ballot.
- Destroy and discard the extra blank ballot. You can destroy the ballot by shredding or tearing the extra ballot in half. Do not return the extra ballot.

*See the other side if you make a mistake on your ballot.*



### 2 Seal only one voted ballot in the tan ballot envelope

- Do not write on this envelope.

### 3 Put the tan ballot envelope into the white signature envelope

### 4 Fill out the white signature envelope completely

- If there is no label, print your name and Minnesota address.
- In the oath, print the name of the political party ballot that you chose. If you do not print a party name, your vote will not count. If you return a different ballot than you indicate in the oath, your vote will not count.
- Read and sign the oath.
- Ask your witness to print their name and Minnesota street address, including city (not a PO Box), and sign their name.  
*If your witness is an official or notary, they must print their title instead of an address.  
Notaries must also affix their stamp.*
- Seal the envelope.

### 5 Return your ballot by Election Day to the address on the signature envelope

You have three options:

- Send it so it arrives by Election Day, using United States mail or a package delivery service,
- Deliver it in person by 8:00 p.m. on Election Day, or
- Ask someone to deliver it by 8:00 p.m. on Election Day.  
*This person cannot deliver more than 3 ballots.*


If you have questions, please call: (...) ...-..... .

See other side for special instructions if you have a disability

000201

## Correcting a mistake

- If time allows, ask for a new ballot from your election office. Contact your election office at [e-mail] or [phone number], or
- Completely cross out the name of the candidate you accidentally marked and then mark your ballot for the candidate you prefer (do not initial your corrections).



---

## If you have a disability:

If you have a disability or cannot mark your ballot, your witness may assist you by marking your ballot at your direction, assembling the materials, and filling out the forms for you.

When signing the envelope, Minnesota law says you may:

- Sign the return envelope yourself, or
- Make your mark, or
- Ask your witness to sign for you in your presence. (Have the witness sign their own name as well.)
- If you have adopted the use of a signature stamp for all purposes of signature, you may use your signature stamp or ask your witness to use your signature stamp in your presence.

Minnesota Statutes, section 645.44, subdivision 14

Please note: Voting is not covered by power of attorney. A person with power of attorney may only sign for you in your presence, as outlined above.

---

**Confidentiality Notice:** The data you supply on your signature envelope are public information when used for elections, political or law enforcement purposes as part of a public information list.

For more information on voting or state election results go to the Minnesota Secretary of State web site at [www.sos.state.mn.us](http://www.sos.state.mn.us) or call toll free 1-877-600-VOTE (1-877-600-8683) or use Minnesota Relay Service at 1-800-627-3529 or 711. Special assistance is available to those who are elderly, have disabilities, or are in health care facilities. Contact the Secretary of State or your County Auditor for more information.

(For administrative label)

**Confidentiality Notice:** Your exact date of birth, email address, and any ID number you give (Minnesota driver's license, state ID or last four digits of social security number) are private. Only election officials and other authorized government agencies may access this information. Election officials use your exact date of birth and ID number to confirm your identity with the Minnesota Department of Public Safety or Social Security Administration. If you have an ID number but refuse to give it, your application may be incomplete and you may have to apply again or show proof of residence before you can vote. Election officials ask for your email so they can contact you about your application. Also, the Office of the Secretary of State may email you (or contact you another way) about voting and elections, or ask for public input on voting or election-related issues. The rest of the data on your application is public when used for elections, political, law enforcement or jury selection purposes. If you need to keep your contact data private because of personal safety concerns, call 1-877-600-8683.

## Voucher Form

Use this form only if you are registering to vote with a voucher as your proof of residence.

I, \_\_\_\_\_ swear or affirm that (Check one):  
(Name of Voucher)

- I am pre-registered to vote in this precinct    Voter ID #: \_\_\_\_\_  
(to be completed by the election judge)
- I registered in this precinct today and did not have another person vouch for me
- I am an employee of a residential facility \_\_\_\_\_  
(Name of residential facility)

Residential Address of Voucher or Address of Residential Facility

Street Address	City
----------------	------

Telephone number: \_\_\_\_\_

E-mail address (optional) \_\_\_\_\_

I personally know that \_\_\_\_\_ is a resident of this precinct.  
(Name of person registering)

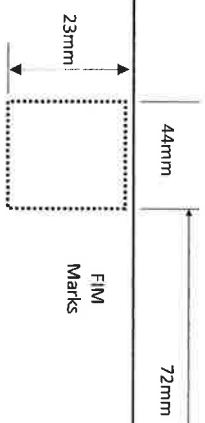
\_\_\_\_\_  
Signature of Voucher

Election Judge Official Use Only	
Subscribed and sworn to before me	
_____ Date / /	_____ Signature of Election Judge





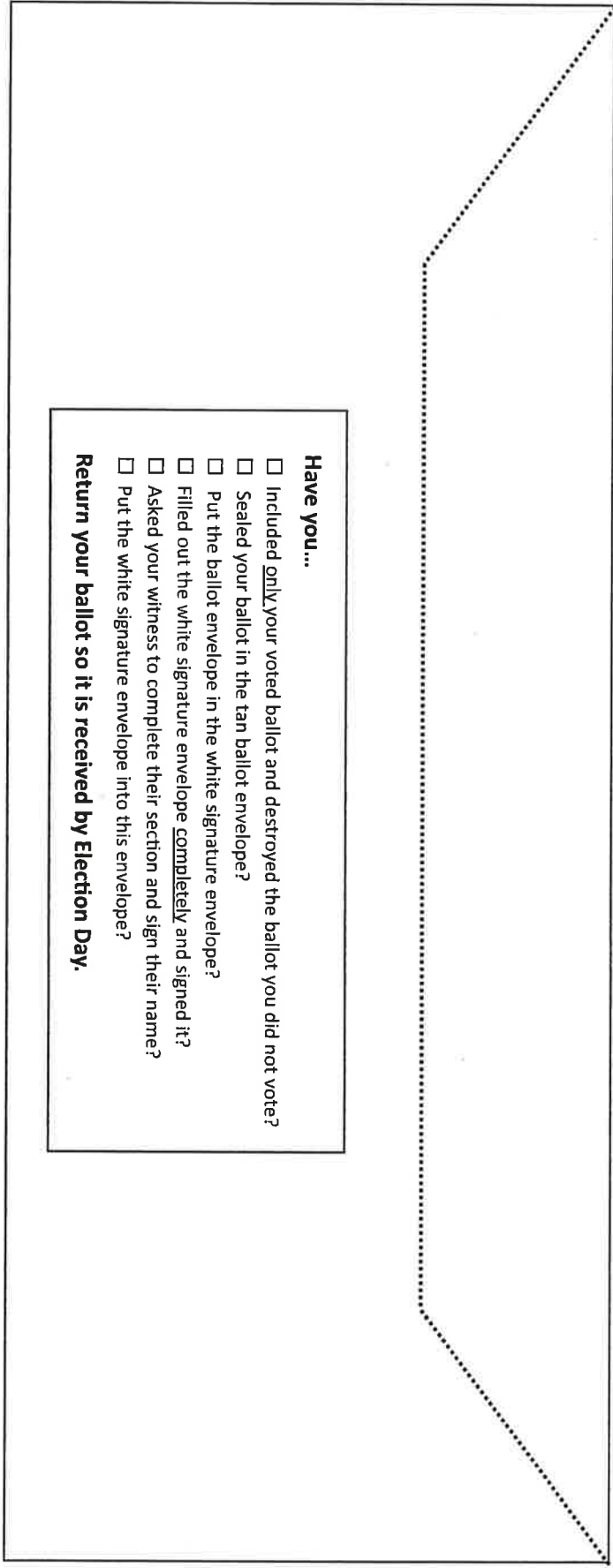
County Elections  
8210 710th St  
Wintergrove, MN 55155



**OFFICIAL MAIL BALLOTING MATERIAL- FIRST CLASS MAIL**

To: Auditor or Clerk  
8210 710th St  
Wintergrove, MN 55155

000204



**Have you...**

- Included only your voted ballot and destroyed the ballot you did not vote?
- Sealed your ballot in the tan ballot envelope?
- Put the ballot envelope in the white signature envelope?
- Filled out the white signature envelope completely and signed it?
- Asked your witness to complete their section and sign their name?
- Put the white signature envelope into this envelope?

**Return your ballot so it is received by Election Day.**

Put the **Ballot Envelope**  
in here, then seal flap



### Signature Envelope

**Voter must complete this section** please print clearly

Voter name

Voter MN address

MN

I certify that on Election Day I will meet all the legal requirements to vote.

I am in general agreement with the principles of the \_\_\_\_\_ Party,  
and

I understand that my choice of a party's ballot will be public information.

Voter Signature

### Witness must complete this section

Witness name

MN street address (or title, if an official or notary)

Street Address

City  MN

I certify that:

- the voter showed me the blank ballot before voting;
- the voter marked the ballot in secrecy or, if physically unable to mark the ballot, the ballot was marked as directed by the voter;
- the voter enclosed and sealed the ballot in the ballot envelope; and
- I am or have been registered to vote in Minnesota, or I am a notary, or I am authorized to give oaths.

Witness Signature

If notary, must affix stamp

### For Official Use Only

Accepted  Rejected (reason:)

Signature Envelope- Mail

900000